

This article was downloaded by:

On: 25 January 2011

Access details: *Access Details: Free Access*

Publisher *Taylor & Francis*

Informa Ltd Registered in England and Wales Registered Number: 1072954 Registered office: Mortimer House, 37-41 Mortimer Street, London W1T 3JH, UK



## Journal of Macromolecular Science, Part A

Publication details, including instructions for authors and subscription information:

<http://www.informaworld.com/smpp/title~content=t713597274>

### Determination of the Composition of Cyclopolymers in Terms of Structural Units

Marino Guaita<sup>a</sup>; Giovanni Camino<sup>b</sup>; Luigi Trossarelli<sup>a</sup>

<sup>a</sup> Istituto di Chimica Analitica dell'Università di Torino, Torino, Italy <sup>b</sup> Istituto di Chimica delle Macromolecole del C.N.R., Milan, Italy

**To cite this Article** Guaita, Marino , Camino, Giovanni and Trossarelli, Luigi(1971) 'Determination of the Composition of Cyclopolymers in Terms of Structural Units', *Journal of Macromolecular Science, Part A*, 5: 1, 89 – 103

**To link to this Article:** DOI: 10.1080/00222337108061028

**URL:** <http://dx.doi.org/10.1080/00222337108061028>

PLEASE SCROLL DOWN FOR ARTICLE

Full terms and conditions of use: <http://www.informaworld.com/terms-and-conditions-of-access.pdf>

This article may be used for research, teaching and private study purposes. Any substantial or systematic reproduction, re-distribution, re-selling, loan or sub-licensing, systematic supply or distribution in any form to anyone is expressly forbidden.

The publisher does not give any warranty express or implied or make any representation that the contents will be complete or accurate or up to date. The accuracy of any instructions, formulae and drug doses should be independently verified with primary sources. The publisher shall not be liable for any loss, actions, claims, proceedings, demand or costs or damages whatsoever or howsoever caused arising directly or indirectly in connection with or arising out of the use of this material.

## Determination of the Composition of Cyclopolymers in Terms of Structural Units\*

MARINO GUAITA, GIOVANNI CAMINO,† and LUIGI TROSSARELLI

*Istituto di Chimica Analitica dell'Università di Torino  
Cattedra di Chimica Macromolecolare  
Torino, Italy*

### SUMMARY

A method based on the analytical evaluation of residual unsaturations and on the knowledge of the cyclization ratios is presented for the determination of the cyclopolymer composition in terms of structural units. The application of this method to the products of the free radical polymerization of vinyl-trans-crotonate and of divinyl ether is described.

### INTRODUCTION

Any attempt to interpret the cyclopolymerization of unconjugated dienes on a rational basis, and particularly to find the reasons why intramolecular chain propagation is so often favored over the intermolecular one, must necessarily rest upon as detailed a knowledge as possible of the structure of the polymers formed in this process. Unfortunately, the direct analytical determination of the different structural units in a cyclopolymer is frequently a very difficult task. Actually, owing to the fact that the cyclic units usually lack any peculiarity from an analytical point of view,

---

\*Presented at the 5th IUPAC Microsymposium on Macromolecules, Prague, Czechoslovakia, September, 1969.

†Istituto di Chimica delle Macromolecole del C.N.R., Milan, Italy.

it is seldom possible to have more information than that derived from the evaluation of the mole fraction  $f_U$  of the monomer molecules which have introduced only one of their unsaturations into the polymer chain, the other one remaining as a pendant group. This is obviously accomplished through the determination of the residual unsaturation content in the cyclopolymer; the mole fraction  $f_S$  of the monomer molecules which have contributed to the polymer chain growth with both their unsaturations, and are assumed to have led to cyclic structural units, is then given by  $1 - f_U$ .

This procedure might be satisfactory for characterizing those cyclopolymers in which only one kind of cyclic structural units is present, but must be considered as inadequate when different cyclic units can have been formed during the polymer chain growth. This is the case, for instance, of the cyclopolymers obtained from an unsymmetrical diene of general formula  $A_1 = A_2 - \text{---} - B_2 = B_1$  ( $A_1 = A_2 -$  and  $B_1 = B_2 -$  being two different olefinic groups, and the dashed line representing a chain of two or more divalent atoms or groups). Depending on whether  $A_1 = A_2 -$  or  $B_1 = B_2 -$  is intramolecularly introduced in the polymer chain, the two different cyclic units,  $-B_1 - B_2 - A_1 - A_2 -$  and  $-A_1 - A_2 - B_1 - B_2 -$ , respectively, are formed.

Another class of cyclopolymers, of which the structure is not sufficiently characterized by the determination of the residual unsaturation content, is that obtained from 1,4-dienes. According to the mechanism proposed for the cyclopolymerization of these monomers [1], bicyclic, monocyclic, and linear structural units can be formed in the course of the chain growth steps. Since both monocyclic and linear structural units bear a residual unsaturation, the impossibility of attaining a sufficient knowledge of the structure of these cyclopolymers through the evaluation of the residual unsaturations is self-evident.

The above discussion points out that the determination of the cyclopolymer composition in terms of structural units often requires additional information besides knowledge of the residual unsaturation content.

### 1,5- AND 1,6-DIENES

In the case of the products of the cyclopolymerization of dienes of the type  $A_1 = A_2 - \text{---} - B_2 = B_1$ , information in addition to the residual unsaturation content is obtained from the kinetic relationships between the mole fractions of the different structural units and the monomer

concentration at which the polymerization was carried out [2], chiefly from knowledge of two parameters, the cyclization ratios  $r_{cA\cdot}$  and  $r_{cB\cdot}$ , defined as the monomer concentration (or the concentration of both  $A_1 = A_2$  - and  $B_1 = B_2$  -) at which radicals  $\sim A_1 - \dot{A}_2$  - - -  $B_2 = B_1$  and  $\sim B_1 - \dot{B}_2$  - - -  $A_2 = A_1$ , respectively, can react intramolecularly or intermolecularly at the same rate. These parameters can be evaluated by determining the mole fractions  $f_A$  and  $f_B$  of the two residual unsaturations  $A_1 = A_2$  - and  $B_1 = B_2$  - at different monomer concentration (M), through the relationship [2]:

$$(M)[1 - (f_A + f_B)]/f_A = r_{cB\cdot} + r_{cA\cdot}(f_B/f_A)$$

When the cyclization ratios are known, the composition, in terms of the two linear and of the two cyclic structural units, of a cyclopolymer obtained at a given monomer concentration can be completely defined by determining  $f_U$ . In fact, considering that  $f_A$  and  $f_B$  are the mole fractions of linear structural units with a residual unsaturation of type  $A_1 = A_2$  - and  $B_1 = B_2$  -, respectively, and taking as  $f_{Ac}$  and  $f_{Bc}$  the mole fractions of cyclic structural units formed when  $A_1 = A_2$  - and  $B_1 = B_2$  -, respectively, are intramolecularly introduced into the polymer chain, it is of course:

$$\begin{aligned} f_A + f_B &= f_U \\ f_{Ac} + f_{Bc} &= 1 - f_U \end{aligned} \quad (1)$$

Furthermore, according to our previous treatment [2], the following equations hold:

$$\begin{aligned} f_{Ac}/f_A &= r_{cB\cdot}/(M) \\ f_{Bc}/f_B &= r_{cA\cdot}/(M) \end{aligned} \quad (2)$$

From Eqs. (1) and (2) one obtains:

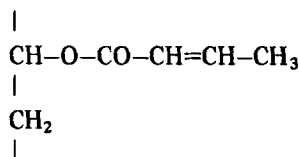
$$\begin{aligned} f_A &= \{[(M) + r_{cA\cdot}]f_U - (M)\}/(r_{cA\cdot} - r_{cB\cdot}) \\ f_B &= \{(M) - [(M) + r_{cB\cdot}]f_U\}/(r_{cA\cdot} - r_{cB\cdot}) \\ f_{Ac} &= r_{cB\cdot} \cdot \{[(M) + r_{cA\cdot}]f_U - (M)\}/(M)(r_{cA\cdot} - r_{cB\cdot}) \\ f_{Bc} &= r_{cA\cdot} \cdot \{(M) - [(M) + r_{cB\cdot}]f_U\}/(M)(r_{cA\cdot} - r_{cB\cdot}) \end{aligned} \quad (3)$$

With the aim of illustrating the present method of determination of the composition of cyclopolymers, relationships (3) are applied to the polymers obtained at 60°C by free radical initiation from vinyl-trans-crotonate in benzene [3]. The experimental values of  $(M)$  and  $f_U$  are collected in Table 1. Taking as  $A_1 = A_2$  - the crotonic double bond and as  $B_1 = B_2$  - the vinyl one, we obtained for the cyclization ratios the following values:

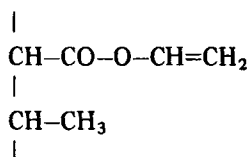
$$r_{cA\cdot} = 7.57 \text{ moles/l}$$

$$r_{cB\cdot} = 0.00 \text{ moles/l}$$

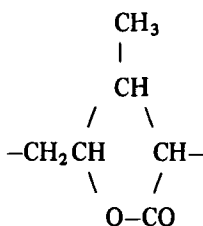
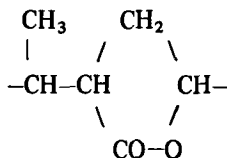
Introducing these values, together with the experimental data of Table 1, in Eqs. (3), the mole fractions  $f_A$ ,  $f_B$ ,  $f_{A_c}$ , and  $f_{B_c}$  of the structural units



A



B

 $A_c$  $B_c$ 

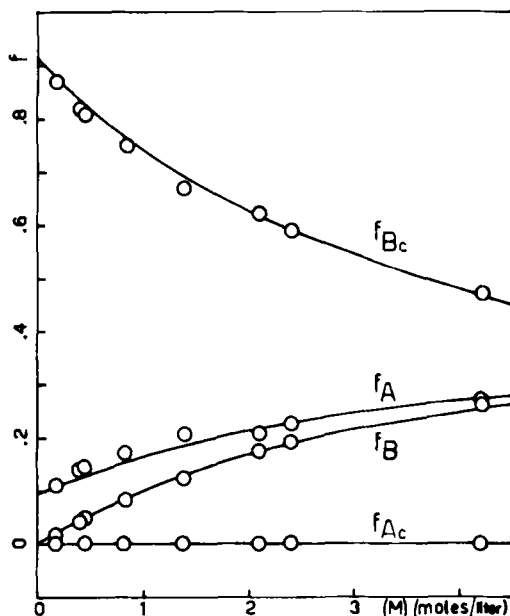
are calculated. The dependence on monomer concentration of the mole fractions of the four different structural units is represented in Fig. 1.  $A_c$  structural units are absent in the polymers owing to  $r_{cB\cdot} = 0.00$  mole/l.

### 1,4-DIENES

The determination of the composition, in terms of structural units, of the cyclopolymers obtained from 1,4-dienes can be performed as well by

**Table 1.** Mole Fractions ( $f_U$ ) of Residual Unsaturations in the Products of the Free Radical Polymerization at 60°C of Vinyl-trans-crotonate in Benzene Solutions at Different Concentrations (M) [3]

(M)	4.22	2.41	2.11	1.40	0.84	0.45	0.40	0.17
$f_U$	0.53	0.41	0.38	0.33	0.25	0.19	0.18	0.13



**Fig. 1.** Dependence on monomer concentration of the mole fractions of structural units in the products of the free radical polymerization at 60°C of vinyl-trans-crotonate in benzene. (○): calculated from the values of  $r_{cA}$  and  $r_{cB}$  and the experimental data of Table 1; the curves are calculated from the kinetic parameters reported in Ref. 3.

employing the kinetic relationships already derived for the particular type of cyclopolymerization these monomers undergo [4]. Such relationships and their application to the polymers from divinyl ether will be reported in the following.

On the basis of telomerization experiments, Aso [5] suggested that, in

the free radical polymerization of divinyl ether, five- and six-membered rings are probably formed. Therefore the structural units collected in Table 2 have to be taken into account. Taking as "monomeric unit" a monomer molecule entered in the polymer chain, it is evident that bicyclic and monocyclic structural units are formed by two monomeric units, whereas the linear structural units are formed by only one monomeric unit.

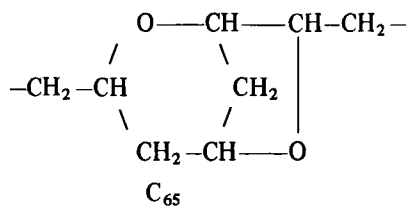
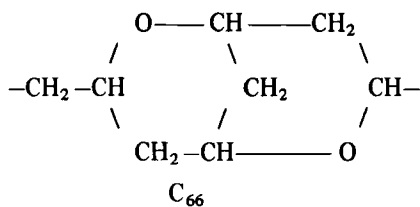
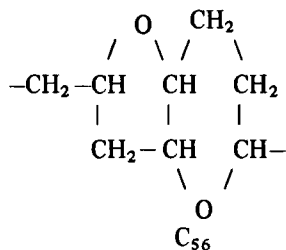
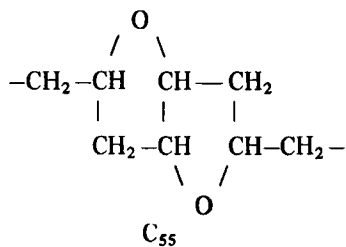
The dependence on monomer concentration of the composition of these cyclopolymers in terms of structural units can be investigated when the composition in terms of monomeric units is known. There are two types of monomeric units: the unsaturated ones (which can form the linear structural units, or can belong to monocyclic structural units) and the saturated ones. These latter, which are always part of a ring, derive from monomer molecules that have contributed to the chain propagation with both their unsaturations.

The reactions leading to the different monomeric (and structural) units are schematically represented in Fig. 2. The solid arrows represent intermolecular additions of chain radicals on monomer molecules, and the dotted arrows represent cyclization steps. The well-known difficulty of forming a four-membered ring prevents radicals  $A^\cdot$  from undergoing direct cyclization. These radicals, therefore, transform into radicals  $B^\cdot$  by an intermolecular addition onto a monomer molecule. Radicals  $B^\cdot$  can add a monomer molecule, giving again a radical  $B^\cdot$  (and a linear structural unit is left behind in the chain), or can undergo one of the two cyclizations yielding a five- or a six-membered cyclic radical. Radicals  $C_5^\cdot$  and  $C_6^\cdot$  can similarly undergo two different cyclization steps, or add a monomer molecule: in this last case they transform to radicals  $A^\cdot$ . Finally, radicals  $C_{55}^\cdot$ ,  $C_{56}^\cdot$ ,  $C_{65}^\cdot$ , and  $C_{66}^\cdot$  can only add a monomer molecule and regenerate radicals  $A^\cdot$ .

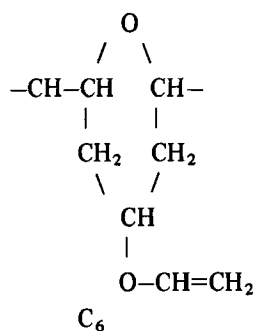
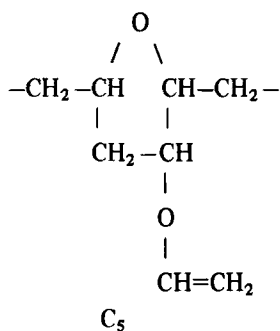
The composition of the cyclopolymers will obviously be determined by the competition between the reactions in the scheme. It is easy to see, however, that only radicals  $B^\cdot$ ,  $C_5^\cdot$ , and  $C_6^\cdot$  have the possibility to follow different routes, so that the cyclopolymer composition will depend completely upon the tendency of these radicals to follow different paths. In order to relate the composition of these cyclopolymers to monomer concentration kinetically, it was found convenient [4, 6] to distinguish the saturated monomeric units formed by primary cyclization of radicals  $B^\cdot$  from those formed by secondary cyclization of radicals  $C_5^\cdot$  and  $C_6^\cdot$ . Taking into account all the possible reactions represented in the scheme, we have derived [4] Eqs. (4)-(6) for the relationships between the mole fractions of unsaturated and saturated monomeric units and monomer concentration for the polymers obtained at low conversions.

Table 2. Structural Units Which Can Be Present in the Polymers Obtained by Free Radical Initiation from Divinyl Ether

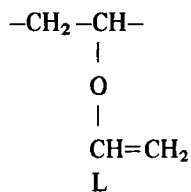
Bicyclic structural units:



Monocyclic structural units:



Linear structural units:





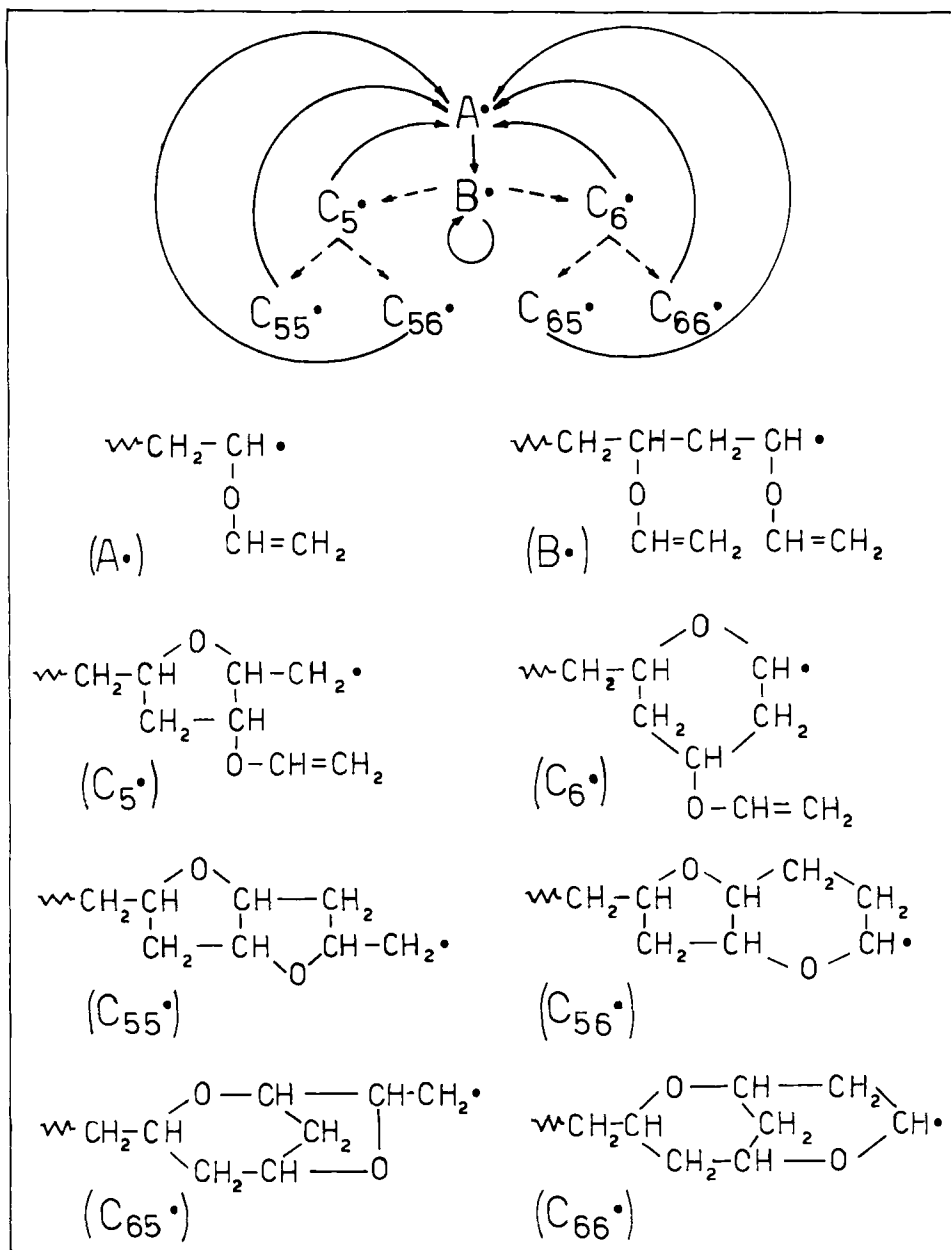


Fig. 2. Possible chain propagation reactions in the free radical polymerization of divinyl ether.

$$f_U = \frac{2(M) + \rho_5 + \rho_6}{2(M) + 2\rho_5 + 2\rho_6} - \frac{\rho_5 \sigma_5}{[2(M) + 2\rho_5 + 2\rho_6][2(M) + \sigma_5]} - \frac{\rho_6 \sigma_6}{[2(M) + 2\rho_5 + 2\rho_6][2(M) + \sigma_6]} \quad (4)$$

$$f_{S1} = \frac{\rho_5 + \rho_6}{2(M) + 2\rho_5 + 2\rho_6} \quad (5)$$

$$f_{S2} = \frac{\rho_5 \sigma_5}{[2(M) + 2\rho_5 + 2\rho_6][2(M) + \sigma_5]} + \frac{\rho_6 \sigma_6}{[2(M) + 2\rho_5 + 2\rho_6][2(M) + \sigma_6]} \quad (6)$$

where  $f_U$  refers to unsaturated monomeric units,  $f_{S1}$  to the saturated ones formed by primary cyclization, and  $f_{S2}$  to saturated monomeric units formed by secondary cyclization. The  $\rho$ 's and  $\sigma$ 's are cyclization ratios representing the double bond concentration (twice the monomer concentration when the conversion to polymer is low) at which a cyclizable radical can propagate the chain intramolecularly or intermolecularly at the same rate.  $\rho_5$  and  $\rho_6$  refer to radicals  $B\cdot$  giving a five- and a six-membered ring, respectively, and  $\sigma_5$  and  $\sigma_6$  to radicals  $C_5\cdot$  and  $C_6\cdot$ , respectively.

Equations (4), (5) and (6) can be rewritten in the form:

$$f_U = \frac{4(M)^3 + 2(R + S)(M)^2 + (RQ + P)(M)}{4(M)^3 + 2(2R + S)(M)^2 + (2RS + P)(M) + RP} \quad (7)$$

$$f_{S1} = \frac{R}{2[(M) + R]} \quad (8)$$

$$f_{S2} = \frac{R(S - Q)(M) + RP/2}{4(M)^3 + 2(2R + S)(M)^2 + (2RS + P)(M) + RP} \quad (9)$$

where  $R = \rho_5 + \rho_6$ ,  $S = \sigma_5 + \sigma_6$ ,  $P = \sigma_5 \sigma_6$ , and  $Q = (\sigma_5 + \sigma_6 \rho_5 / \rho_6) / (1 + \rho_5 / \rho_6)$ . The mere determination of  $f_U$  in the polymers obtained at different known monomer concentrations allows the evaluation of  $R$ ,  $S$ ,  $P$ , and  $Q$ . By introducing these quantities into Eqs. (8) and (9), one can calculate the mole fractions  $f_{S1}$  and  $f_{S2}$  of the two types of saturated

monomeric units. The composition of the cyclopolymers, in terms of monomeric units, is thus completely defined. The cyclopolymer composition in terms of structural units can now be calculated by means of Eqs. (10)-(12) [4], relating the mole fractions of monomeric and structural units:

$$f_L = [f_U - (f_{S1} - f_{S2})]/(f_U + f_{S2}) \quad (10)$$

$$f_{C1} = (f_{S1} - f_{S2})/(f_U + f_{S2}) \quad (11)$$

$$f_{C2} = f_{S2}/(f_U + f_{S2}) \quad (12)$$

where  $f_U$ ,  $f_{C1}$ , and  $f_{C2}$  are the mole fractions of linear, monocyclic, and bicyclic structural units, respectively. It is, however, possible to attain a more detailed knowledge of the structure of the cyclopolymers if some hypotheses can be made about the relative tendency toward cyclization of radicals  $C_5 \cdot$  and  $C_6 \cdot$ . In this case it becomes possible to distinguish which of the two interchangeable pairs of values of the  $\sigma$ 's obtained from S and P has more likelihood to be the correct one, and consequently to calculate from Q a single value for  $\rho_5/\rho_6$ . Knowing  $\sigma_5$ ,  $\sigma_6$ , and  $\rho_5/\rho_6$ , one can calculate at a given monomer concentration the structure of the cyclopolymers from divinyl ether in terms of the mole fractions of linear structural units ( $f_L$ ), of monocyclic units with a five- and a six-membered ring, respectively ( $f_{C5}$  and  $f_{C6}$ ), of bicyclic units deriving from  $C_5 \cdot$  radicals ( $f_{C55}$  +  $f_{C56}$ ), and of bicyclic units deriving from  $C_6 \cdot$  radicals ( $f_{C65}$  +  $f_{C66}$ ). In fact, one can easily realize that the following four simultaneous equations hold:

$$f_{C5} + f_{C6} + f_{C55} + f_{C56} + f_{C65} + f_{C66} = 1 - f_L = f_{S1}/(f_U + f_{S2})$$

$$(f_{C5} + f_{C55} + f_{C56})/(f_{C6} + f_{C65} + f_{C66}) = \rho_5/\rho_6$$

$$(f_{C55} + f_{C56})/f_{C5} = \sigma_5/2(M)$$

$$(f_{C65} + f_{C66})/f_{C6} = \sigma_6/2(M)$$

Solving for  $f_{C5}$ ,  $f_{C6}$ , ( $f_{C55}$  +  $f_{C56}$ ), and ( $f_{C65}$  +  $f_{C66}$ ), one obtains:

$$\begin{aligned}
 f_{C5} &= \frac{2(M)\rho_5/\rho_6}{[2(M) + \sigma_5](1 + \rho_5/\rho_6)} \cdot \frac{f_{S1}}{f_U + f_{S2}} \\
 f_{C6} &= \frac{2(M)}{[2(M) + \sigma_6](1 + \rho_5/\rho_6)} \cdot \frac{f_{S1}}{f_U + f_{S2}} \\
 f_{C55} + f_{C56} &= \frac{\sigma_5\rho_5/\rho_6}{[2(M) + \sigma_5](1 + \rho_5/\rho_6)} \cdot \frac{f_{S1}}{f_U + f_{S2}} \\
 f_{C65} + f_{C66} &= \frac{\sigma_6}{[2(M) + \sigma_6](1 + \rho_5/\rho_6)} \cdot \frac{f_{S1}}{f_U + f_{S2}}
 \end{aligned} \tag{13}$$

Equation (4) was applied to the results of the determination of the residual unsaturations in the products of the free radical polymerization at 70°C of divinyl ether in benzene (Table 3) [4] and by means of a nonlinear least square method [7], the following parameters were obtained:

$$\begin{aligned}
 R &= \rho_5 + \rho_6 > 200 \text{ moles/l} \\
 S &= \sigma_5 + \sigma_6 = 12.71 \text{ moles/l} \\
 P &= \sigma_5\sigma_6 = 15.24 \text{ (moles/l)}^2 \\
 Q &= (\sigma_5 + \sigma_6\rho_5/\rho_6)/(1 + \rho_5/\rho_6) = 6.01 \text{ moles/l}
 \end{aligned}$$

The value of R obviously means that, in the usual range of monomer concentrations, radicals B· practically disappear only by cyclization and not by reaction with monomer. By assuming  $\sigma_5 > \sigma_6$  one calculates:

$$\begin{aligned}
 \sigma_5 &= 11.37 \text{ moles/l} \\
 \sigma_6 &= 1.34 \text{ moles/l} \\
 \rho_5/\rho_6 &= 1.15
 \end{aligned}$$

The fact that  $\rho_5/\rho_6$  is so close to 1 indicates that radicals B· display almost the same tendency to yield C<sub>5</sub>· and C<sub>6</sub>· radicals, and consequently both five- and six-membered rings are formed in the course of the free radical

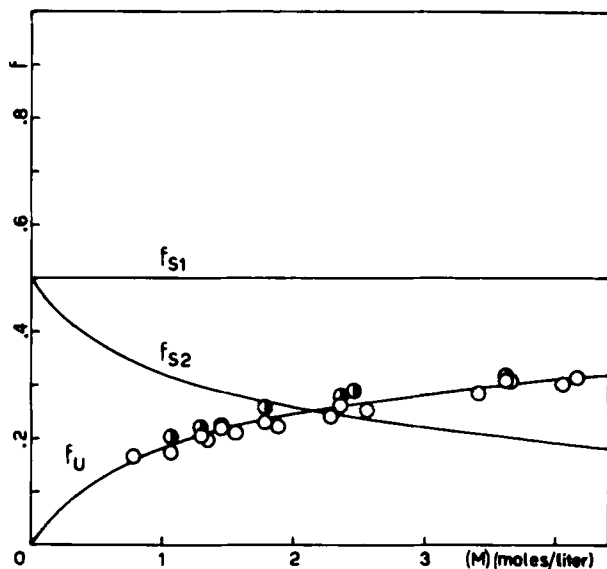
**Table 3.** Mole Fractions ( $f_U$ ) of Unsaturated Monomeric Units, as Determined Spectrophotometrically and Chemically, in the Products of the Free Radical Polymerization at 70°C of Divinyl Ether in Benzene Solutions at Different Concentrations (M) [4].

(M) (moles/l)	$f_U$ (IR)	$f_U$ (chem)	(M) (moles/l)	$f_U$ (IR)	$f_U$ (chem)
0.78	0.16	—	2.38	0.26	0.28
1.08	0.17	0.20	2.48	—	0.29
1.31	0.20	0.22	2.58	0.25	—
1.37	0.20	—	3.43	0.28	—
1.47	0.22	0.22	3.64	0.31	0.32
1.58	0.21	—	3.67	0.31	—
1.80	0.23	0.26	4.07	0.30	—
1.90	0.22	—	4.17	0.31	—
2.30	0.24	—			

polymerization of divinyl ether. It is of interest to note that this conclusion is practically independent of the hypothesis that  $\sigma_5$  is greater than  $\sigma_6$ : in fact, by interchanging the above values of these two cyclization ratios, one obtains  $\rho_5/\rho_6 = 0.87$ , which is again close to 1. These results give more confidence to the conclusions drawn by Aso [5] from telomerization experiments, whose extrapolation to polymerization products suffers, in general, of some arbitrariness.

It is easy to see from Eqs. (8) and (9) that when, as in the present case,  $R$  largely exceeds the highest monomer concentrations at which polymerizations were carried out, the values of  $S$ ,  $P$ , and  $Q$  are sufficient to calculate the mole fractions  $f_{S1}$  and  $f_{S2}$  of saturated monomeric units derived from monomer molecules which have introduced in the polymer chain their second unsaturation in a primary and in a secondary cyclization reaction, respectively. The dependence on monomer concentration of the (calculated) mole fractions  $f_{S1}$  and  $f_{S2}$  is represented in Fig. 3, together with that of the (experimental) mole fraction  $f_U$ .

We can now evaluate the cyclopolymer composition in terms of structural units, by introducing into Eqs. (10) and (13) the values of  $\rho_5/\rho_6$ ,  $\sigma_5$ , and  $\sigma_6$ , together with those of  $f_U$ ,  $f_{S1}$ , and  $f_{S2}$  at different monomer concentrations, as obtained from Fig. 3. The dependence on monomer concentration of the mole fractions of linear, monocyclic, and bicyclic structural units is represented in Fig. 4. It may be of interest to note that if  $\sigma_5$  is smaller



**Fig. 3.** Dependence on monomer concentration of the mole fractions of monomeric units in the polymers obtained by free radical initiation at 70°C from divinyl ether in benzene. (○, ●): experimental points from Table 3; the curves are calculated according to Eqs. (8) and (9).

than  $\sigma_6$  the diagram would not be altered, but the curves relative to  $f_{C5}$  and  $f_{C6}$ , as well as those relative to  $f_{C55} + f_{C56}$  and  $f_{C65} + f_{C66}$ , are interchanged. In any case, it is evident from Fig. 4 that the linear structural units are absent in the free radical polymerization products of divinyl ether at 70°C in benzene, as an obvious consequence of the large values of  $\rho_5$  and  $\rho_6$ , and consequently the residual unsaturations in the polymers belong exclusively to monocyclic structural units.

## CONCLUSIONS

The above discussion points out that a deep insight into the cyclopolymer composition is made possible by the investigation of the dependence on monomer concentration of the residual unsaturation content, and particularly by a knowledge of the cyclization ratios. Obviously some structural questions, such as the determination of the ring size in the polymers from 1,5- and 1,6-dienes, or the separate evaluation of the mole fractions of the

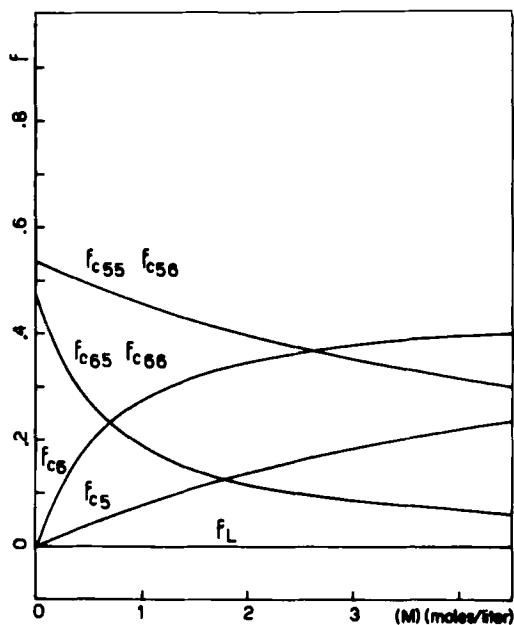


Fig. 4. Dependence on monomer concentration of the mole fractions of structural units in the polymers obtained by free radical polymerization at 70°C from divinyl ether in benzene, as calculated from Eqs. (10) and (13).

two bicyclic structural units deriving from radicals of type of  $C_5 \cdot$  and  $C_6 \cdot$  in the polymers from 1,4-dienes, still remain without an answer. The resolution of these problems, however, requires very elaborate analytical techniques, whereas the method of determination of cyclopolymer composition presented here involves only the usually simple evaluation of the content of residual unsaturations. Moreover, the knowledge of kinetic parameters, such as the cyclization ratios, allows a quantitative comparison of the behavior of different monomers toward cyclopolymerization, and can contribute to a full interpretation of this polymerization process.

#### ACKNOWLEDGMENT

This work has been carried out with the financial aid of the Istituto di Chimica delle Macromolecole del Consiglio Nazionale delle Ricerche, Milan, Italy.

## REFERENCES

- [1] E. Y. C. Chang and C. C. Price, *J. Amer. Chem. Soc.*, **83**, 4650 (1961); M. G. Avetyan, E. G. Darbinyan, A. A. Saakyan, F. S. Kinoyan, and S. G. Matsoyan, *Polym. Sci. (USSR) (English Transl)*, **6**, 1 (1964); C. Aso and S. Ushio, *Kogyo Kagaku Zasshi*, **65**, 2085 (1962).
- [2] L. Trossarelli, M. Guaita, and A. Priola, *Ric. Sci.*, **35** (II-A), 379 (1965); *J. Polym. Sci., Part C*, **16**, 4713 (1969).
- [3] L. Trossarelli and M. Guaita, *Polymer*, **9**, 233 (1968).
- [4] M. Guaita, G. Camino, and L. Trossarelli, *Makromol. Chem.*, **131**, 237 (1970).
- [5] C. Aso, S. Ushio, and M. Sogabe, *Makromol. Chem.*, **100**, 100 (1967).
- [6] M. Guaita, G. Camino, and L. Trossarelli, *Makromol. Chem.*, **130**, 243 (1969).
- [7] R. H. Pennington, *Introductory Computer Methods and Numerical Analysis*, Macmillan, New York, 1965, p. 382.

*Accepted by editor October 27, 1969*

*Received for publication June 29, 1970*